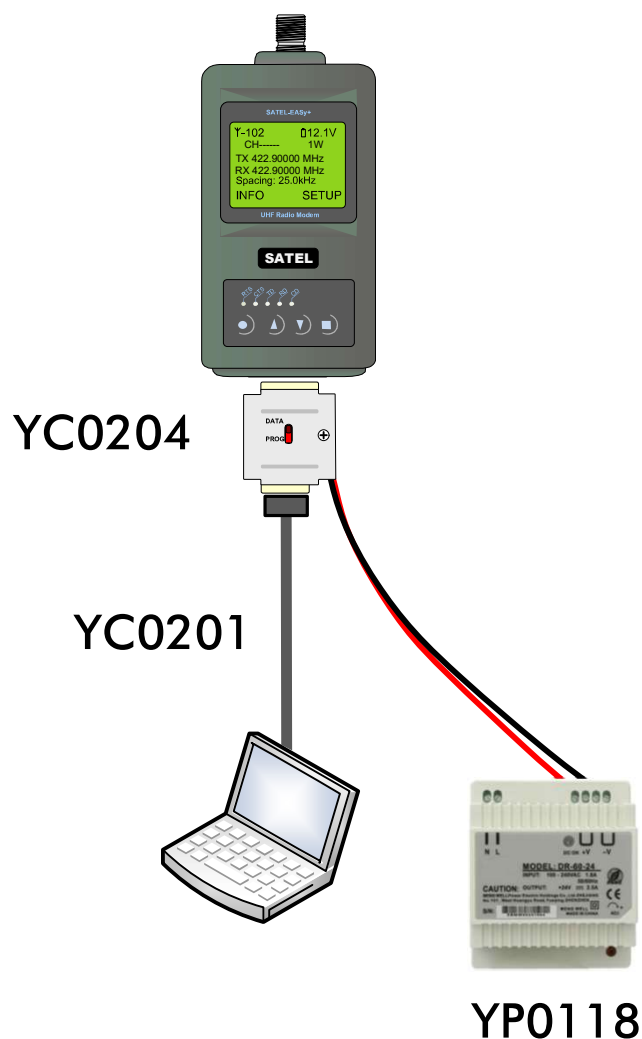


# SATEL-EASy+ (YM6010, YM6015, YM6050, YM6055)

Programming setup:



Power, programming and interface cables:

RS-232

- YC0200; NARS-1F; interface adapter with 900 mA fuse, 2 m power supply wires and programming switch (D15m / D9f)
- **YC0204**; NARS-1F-4A; as NARS-1F, but with 4A fuse (D15m / D9f)
- YC0210; NARS-1F-4A-SC; as NARS-1F-4A, but with 2.1 mm DC socket (D15m / D9f)
- **YC0201**; CRS-9; direct serial interface cable, 2 m (D9m / D9f)
- YC0203; CRS-9M; direct serial interface cable, 2 m (D9m / D9m)
- YC0104; CRS-2F; 2 m interface cable with 1 m power supply wires, 6.3 / 0.630 A fuse (D15m/D9f)
- YC0103; CRS-2M; 2 m interface cable with 1 m power supply wires, 6.3 / 0.630 A fuse (D15m/D9m)
- CRS-RJ45; YC0280; from radio to KUUMIC KU40 and KU52 products. 2 m cable D15m / RJ45m –connectors, 1 m power supply wires, 6.3 / 0.630 A fuse

RS-485/422

- YC0485; NARS-2; interface adapter (D15m / screw connectors)
- YC0501; CRS-PB; Profibus interface cable with 2 m power supply wires (D15m / D9m)

NMS

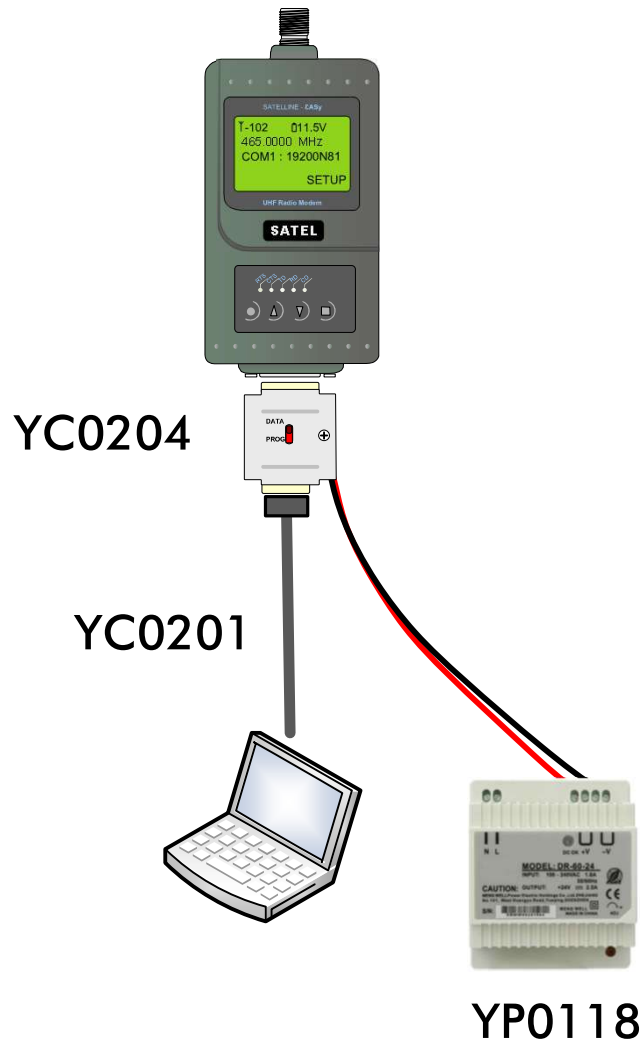
- YC0302; CRS-NMS; 1,5 m NMS/RS232 interface cable (D15m / 2 x D9f), with 1 m power supply wires and 6.3 / 0.630 A fuse

Power supply (+6...+30Vdc)

- **YP0118**; PS-DIN-2; for DIN-rail IN 100-240 Vac, OUT 24 Vdc / 2.5 A
- YP1240; AC adapter 40W; AC adapter, 2.1 mm DC jack IN 100-240 Vac, C14 male IEC power inlet, OUT 12 Vdc / 3.34 A
- YC0904; Mains Cable C-M; CEE 7/7 (angle), C13 female IEC

SATELLINE-EASy (YM6500/6505, YM6550/6555, YM6510/6515, YM6560/6565)  
 SATELLINE-EASy 869 (YM6501, YM6551)

Programming setup:



Power, programming and interface cables:

RS-232

- YC0200; NARS-1F; interface adapter with 900 mA fuse, 2 m power supply wires and programming switch (D15m / D9f)
- **YC0204**; NARS-1F-4A; as NARS-1F, but with 4A fuse (D15m / D9f)
- YC0210; NARS-1F-4A-SC; as NARS-1F-4A, but with 2.1 mm DC socket (D15m / D9f)
- **YC0201**; CRS-9; direct serial interface cable, 2 m (D9m / D9f)
- YC0203; CRS-9M; direct serial interface cable, 2 m (D9m / D9m)
- YC0104; CRS-2F; 2 m interface cable with 1 m power supply wires, 6.3 / 0.630 A fuse (D15m/D9f)
- YC0103; CRS-2M; 2 m interface cable with 1 m power supply wires, 6.3 / 0.630 A fuse (D15m/D9m)
- CRS-RJ45; YC0280; from radio to KUUMIC KU40 and KU52 products. 2 m cable D15m / RJ45m –connectors, 1 m power supply wires, 6.3 / 0.630 A fuse

RS-485/422

- YC0485; NARS-2; interface adapter (D15m / screw connectors)
- YC0501; CRS-PB; Profibus interface cable with 2 m power supply wires (D15m / D9m)

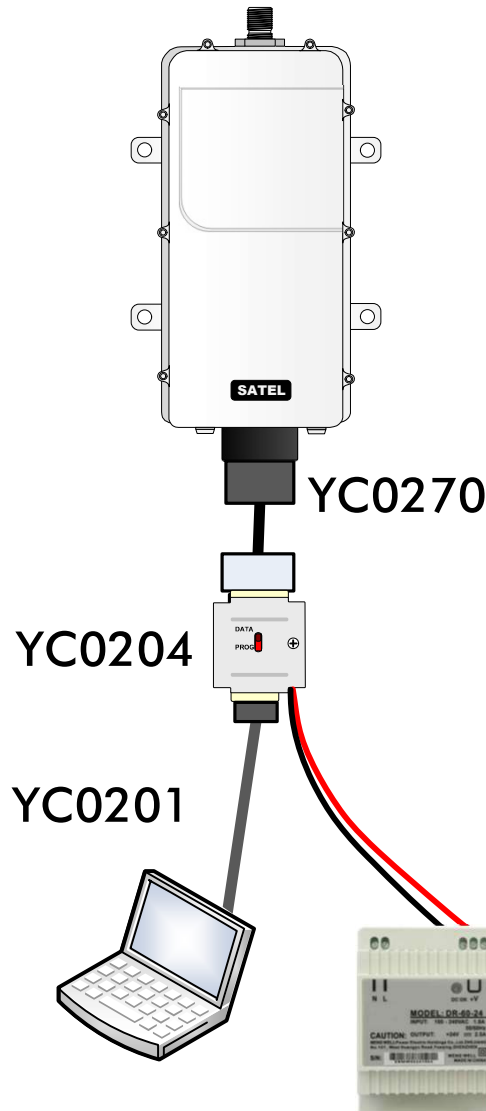
Power supply (+6...+30Vdc / +3...9Vdc)

- **YP0118**; PS-DIN-2; for DIN-rail IN 100-240 Vac, OUT 24 Vdc / 2.5 A
- YP1240; AC adapter 40W; AC adapter, 2.1 mm DC jack IN 100-240 Vac, C14 male IEC power inlet, OUT 12 Vdc / 3.34 A
- **YC0904**; Mains Cable C-M; CEE 7/7 (angle), C13 female IEC

SATEL Proof-TR4 (YM6583, YM6584)

SATEL Proof-TR9 (YM6587)


Programming setup:



Power, programming and interface cables:  
RS-232

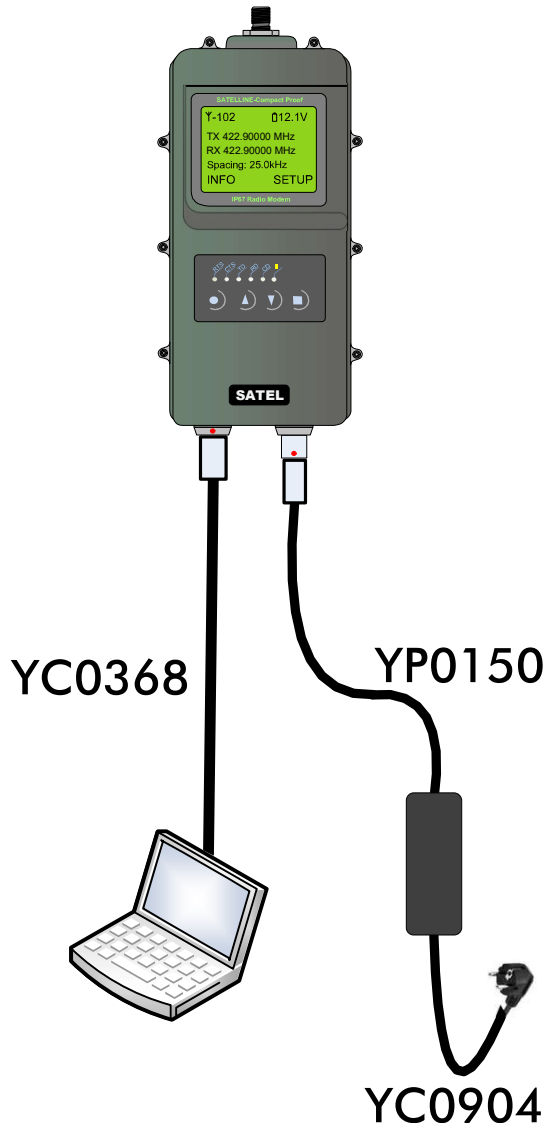
- **YC0270**; NARS-EP; 0.15 m cable Deutsch DT06-6S-CE06 / D15 female
- **YC0200**; NARS-1F; interface adapter with 900 mA fuse, 2 m power supply wires and programming switch (D15m / D9f)
- **YC0204**; NARS-1F-4A; as NARS-1F, but with 4A fuse (D15m / D9f)
- **YC0210**; NARS-1F-4A-SC; as NARS-1F-4A, but with 2.1 mm DC socket (D15m / D9f)
- **YC0201**; CRS-9; direct serial interface cable, 2 m (D9m / D9f)
- **YC0203**; CRS-9M; direct serial interface cable, 2 m (D9m / D9m)

Power supply (+6...+30Vdc)

- **YP0118**; PS-DIN-2; for DIN-rail IN 100-240 Vac, OUT 24 Vdc / 2.5 A
- **YP1240**; AC adapter 40W; AC adapter, 2.1 mm DC jack IN 100-240 Vac, C14 male IEC power inlet, OUT 12 Vdc / 3.34 A
- **YC0904**; Mains Cable C-M; CEE 7/7 (angle), C13 female IEC 

# SATEL Compact-Proof (YM6570/YM6573, YM6571/YM6574) SATEL Compact-Proof (869MHz), (YM6576, YM6575)

Programming setup:



Power, programming and interface cables:

Power supply (charging)

- **YP0150**; power Adapter 150W; ODU 4-pin male, C14 male IEC power inlet. IN 100-240 Vac, OUT 12 Vdc/12.5A
- **YC0904**; Mains Cable C-M; CEE 7/7 (angle), C13 female IEC



Power cables

- YC0355; C-P-35W 2 m; power cable; 4pin ODU / 4 mm lab plug
- YC0353; C-P-35W 3 m; power cable (4pin ODU / alligator)
- YC0352; C-P-SAE 35W-4pin; Power cable 2 m, ODU 4-pin male / SAE connector

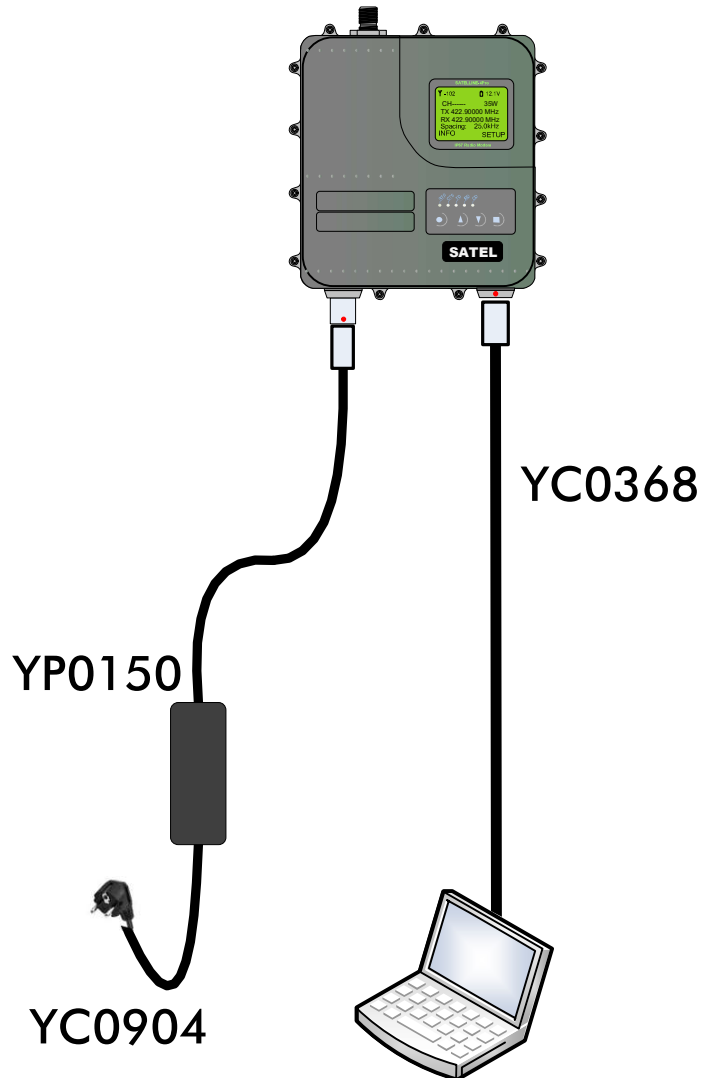
RS-232

- **YC0368**; CRS-35W 8-PIN; interface cable 2 m (8pin ODU/D9f). Programming with SATEL Configuration Manager software.
- YC0369; CRS-35W 8-/7-pin ODU; interface cable 2 m (Topcon)
- YC0370; CRS-35W 8-/10-pin ODU; interface cable 2 m (Sokkia)
- YC0359; CRS-35W 8-/8-pin ODU; interface cable 2 m (Leica)
- YC0363; PROG-35W 8-pin; programming cable 2 m (D9f / 8 pin ODU) for SATELLINE SaTerm terminal software.
- YC0240; NARS-ST; 0.4 m cable D15 female / ODU 8-pin male. Between radio and NARS-1F (D15m / D9f) adapter.

## SATELLINE-EASy Pro (YM6803, YM6813)

## SATELLINE-4Pro (YM6804)

Programming setup:



Power, programming and interface cables:

Power supply

- **YP0150**; power Adapter 150W; ODU 4-pin male, C14 male IEC power inlet. IN 100-240 Vac, OUT 12 Vdc/12.5A
- **YC0904**; Mains Cable C-M; CEE 7/7 (angle), C13 female IEC

Power cables

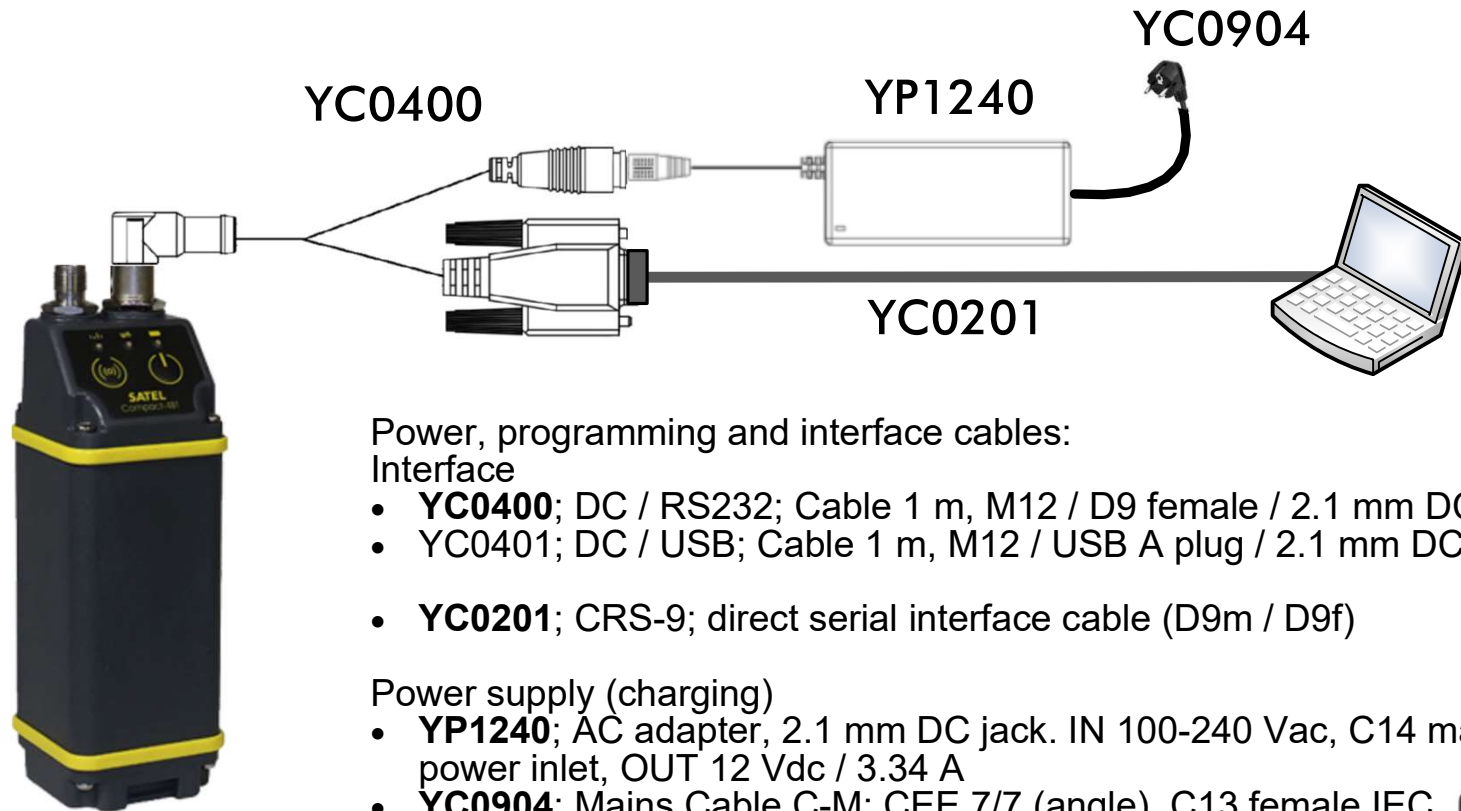
- YC0355; C-P-35W 2m; Power cable; 4pin ODU / 4 mm lab plug
- YC0353; C-P-35W 3m; Power cable (4pin ODU / alligator)
- YC0352; C-P-SAE 35W-4pin; Power cable 2 m, ODU 4-pin male / SAE connector

RS-232

- **YC0368**; CRS-35W 8-PIN; Interface cable 2 m (8pin ODU/D9f). Programming with SATEL Configuration Manager software.
- YC0369; CRS-35W 8-/7-pin ODU; Interface cable 2 m (Topcon)
- YC0370; CRS-35W 8-/10-pin ODU; Interface cable 2 m (Sokkia)
- YC0359; CRS-35W 8-/8-pin ODU; Interface cable 2 m (Leica)
- YC0363; PROG-35W 8-pin; Programming cable 2 m (D9f / 8 pin ODU) for SATELLINE SaTerm terminal software.
- YC0240; NARS-ST; 0.4 m cable D15 female / ODU 8-pin male. Between radio and NARS-1F (D15m / D9f) adapter.

## SATEL Compact-4BT (YM6590, YM6591)

Programming setup:





Power, programming and interface cables:

Interface

- **YC0400**; DC / RS232; Cable 1 m, M12 / D9 female / 2.1 mm DC jack male
- **YC0401**; DC / USB; Cable 1 m, M12 / USB A plug / 2.1 mm DC jack male
- **YC0201**; CRS-9; direct serial interface cable (D9m / D9f)

Power supply (charging)

- **YP1240**; AC adapter, 2.1 mm DC jack. IN 100-240 Vac, C14 male IEC power inlet, OUT 12 Vdc / 3.34 A 
- **YC0904**; Mains Cable C-M; CEE 7/7 (angle), C13 female IEC 
- **YP0130**; Car cigarette lighter plug cable; +12Vdc, 5A

# SATELLINE-3AS VHF (YM5000, YM5010, YM5020, YM5030)

Programming setup:

Power, programming and interface cables:  
RS232

- YC0200; NARS-1F; interface adapter with 900 mA fuse, 2 m power supply wires and programming switch (D15m / D9f)
- **YC0204**; NARS-1F-4A; as NARS-1F, but with 4A fuse (D15m / D9f)
- YC0210; NARS-1F-4A-SC; as NARS-1F-4A, but with 2.1 mm DC socket (D15m / D9f)
- **YC0201**; CRS-9; Direct serial interface cable (D9male / D9female)
- YC0203; CRS-9M; direct serial interface cable, 2 m (D9m / D9m)
- YC0104; CRS-2F; 2 m interface cable with 1 m power supply wires, 6.3 / 0.630 A fuse (D15m/D9f)
- YC0103; CRS-2M; 2 m interface cable with 1 m power supply wires, 6.3 / 0.630 A fuse (D15m/D9m)

RS-485/422

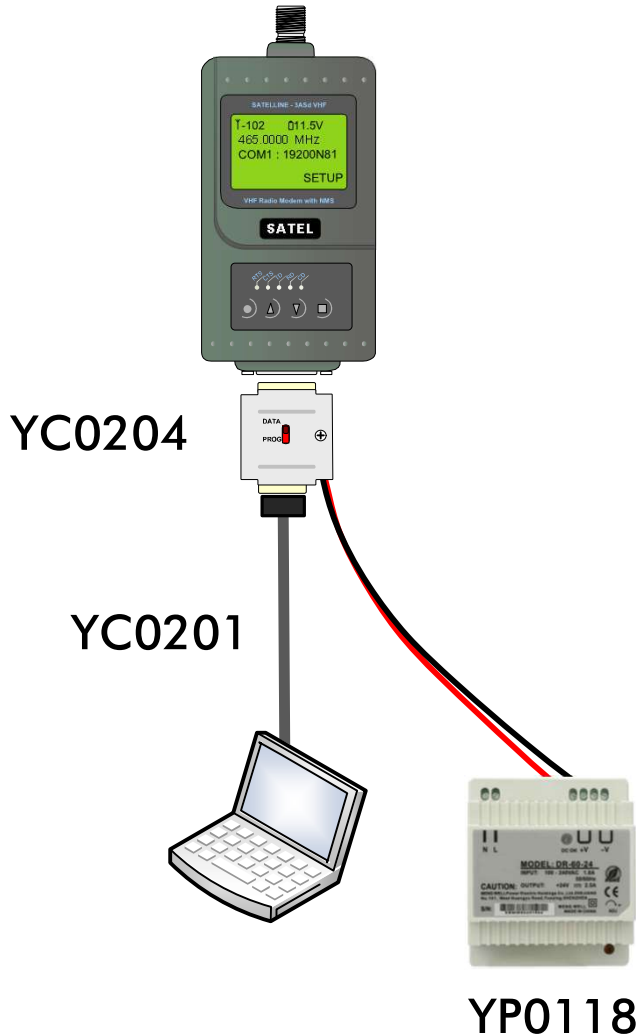
- YC0485; NARS-2; interface adapter (D15m / screw connectors)
- YC0501; CRS-PB; interface cable (D15m / D9m)

NMS


- YC0302; CRS-NMS; 1,5 m NMS/RS232 interface cable (D15m / 2 x D9f), with 1 m power supply wires and 6.3 / 0.630 A fuse

Power supply (+9...+30Vdc)

- **YP0118**; PS-DIN-2; for DIN-rail IN 100-240 Vac, OUT 24 Vdc / 2.5 A



# SATELLAR XT 5RC, FSK and QAM (YF010, YF0120, YF0210, YF0220, YF0215, YF0225, YF0510, YF0515, YF0520, YF0525, YF0410, YF0415)



USB-A – USB-B cable recommended for programming via SATEL NETCO Design SW.

Power socket included in the package.

Power and interface cables:

- **YC0750**; RJ45, CAT6; 1, 3 or 10 m Ethernet cable

RS-232

- YC0201; CRS-9; direct serial interface cable (D9m / D9f)
- YC0203; CRS-9M; direct serial interface cable (D9m / D9m)
- YC0500; CRS-Y; 1.5 m cable D9m / 2 x D9f –connectors. From Master radio router to user system and NMS PC (NMS Routing support in FSK versions)
- YC0290; CRS-KU4; 1 m cable D9 male / RJ45 from radio router to KUUMIC KU40 and KU52 products

Power supply (+10,6...+30Vdc)


- **YP0118**; PS-DIN-2; for DIN-rail IN 100-240 Vac, OUT 24 Vdc / 2.5 A
- YC0330; SATELLAR-PWR; 1.5 m power cable with 2.5 A fuse



## SATELLAR XT 5R, FSK and QAM (YF0100, YF0200, YF0500, YF0505)

Radio unit only

Programming setup:



Power, programming and interface cables:

RS-232

- **YC0201**; CRS-9; direct serial interface cable (D9m / D9f)
- **YC0203**; CRS-9M; direct serial interface cable (D9m / D9m)
- **YC0500**; CRS-Y; 1.5 m cable D9m / 2 x D9f –connectors. From Master radio router to user system and NMS PC (NMS Routing support in FSK versions)

Power supply (+10,6...+30Vdc)

- **YP0118**; PS-DIN-2; for DIN-rail IN 100-240 Vac, OUT 24 Vdc / 2.5 A